

# Crop Report Analysis

## Season 2021-2022



MHAIA - APEAM

September 9<sup>th</sup>, 2021

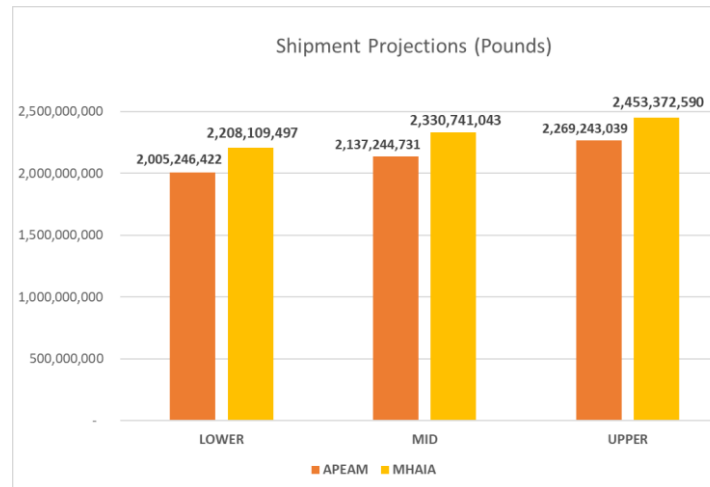
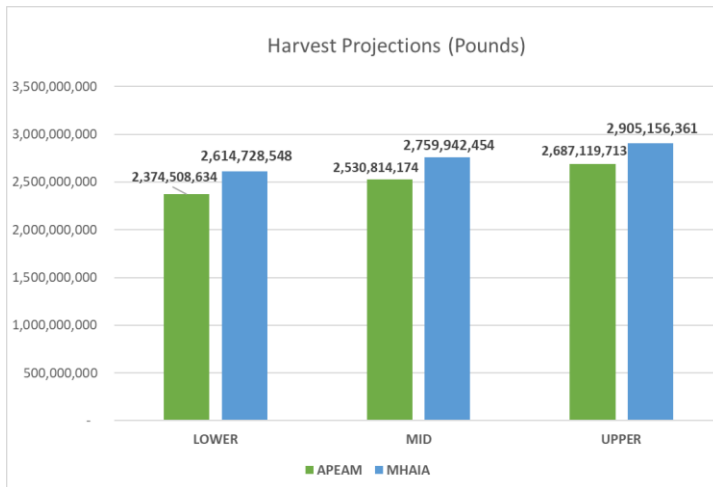
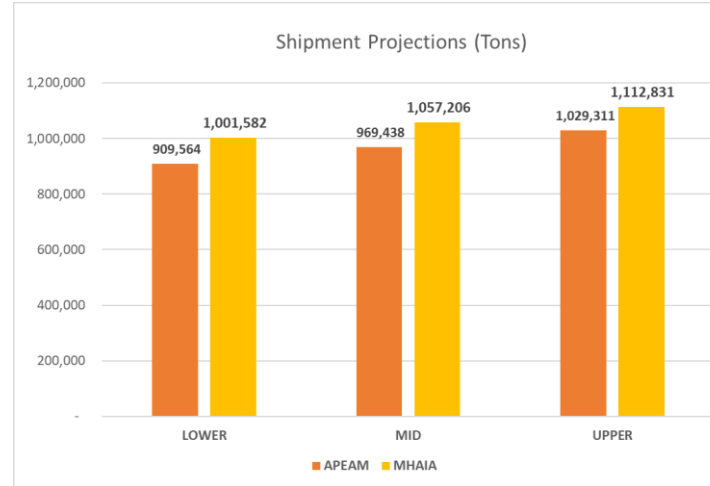
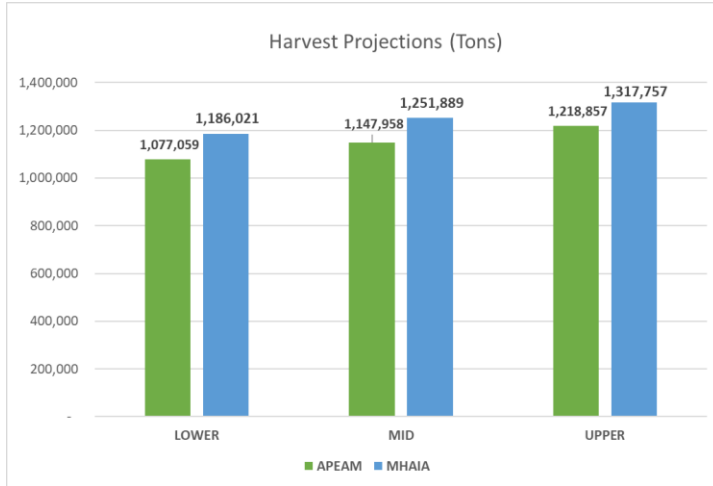
# Harvest-Shipments Projections

## 2021-2022 APEAM vs MHAIA

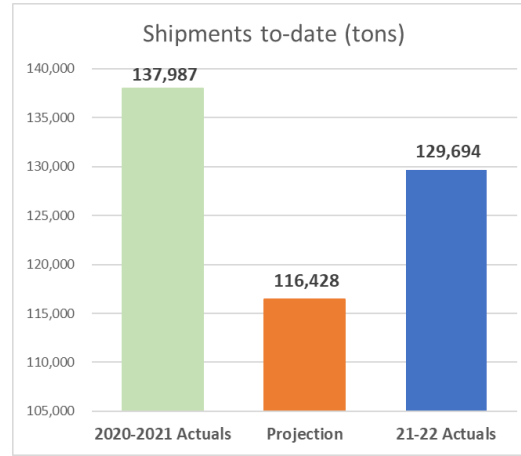
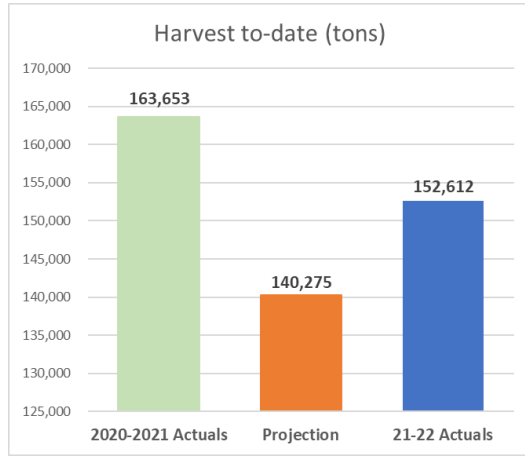
		LOWER LIMIT		MID LEVEL		UPPER LIMIT	
	TONS	Harvest	Shipments	Harvest	Shipments	Harvest	Shipments
APEAM	LOCA	187,990	158,755	202,140	170,705	216,290	182,655
	AVENTAJADA, NORMAL, MARCENA	889,069	750,809	945,818	798,733	1,002,567	846,657
	<b>APEAM TOTAL</b>	<b>1,077,059</b>	<b>909,564</b>	<b>1,147,958</b>	<b>969,438</b>	<b>1,218,857</b>	<b>1,029,311</b>
MHAIA	LOCA	175,335	148,068	194,361	164,135	213,386	180,202
	AVENTAJADA, NORMAL, MARCENA	1,010,686	853,513	1,057,528	893,071	1,104,371	932,629
	<b>MHAIA TOTAL</b>	<b>1,186,021</b>	<b>1,001,582</b>	<b>1,251,889</b>	<b>1,057,206</b>	<b>1,317,757</b>	<b>1,112,831</b>
<b>TOTAL DIFFERENCE (MHAIA-Apeam)</b>		<b>108,962</b>	<b>92,017</b>	<b>103,931</b>	<b>87,768</b>	<b>98,900</b>	<b>83,520</b>
		LOWER LIMIT		MID LEVEL		UPPER LIMIT	
	POUNDS	Harvest	Shipments	Harvest	Shipments	Harvest	Shipments
APEAM	LOCA	414,447,006	349,995,938	445,642,416	376,340,119	476,837,826	402,684,299
	AVENTAJADA, NORMAL, MARCENA	1,960,061,628	1,655,250,484	2,085,171,757	1,760,904,612	2,210,281,886	1,866,558,740
	<b>APEAM TOTAL</b>	<b>2,374,508,634</b>	<b>2,005,246,422</b>	<b>2,530,814,174</b>	<b>2,137,244,731</b>	<b>2,687,119,713</b>	<b>2,269,243,039</b>
MHAIA	LOCA	386,547,198	326,434,857	428,491,577	361,856,423	470,435,955	397,277,989
	AVENTAJADA, NORMAL, MARCENA	2,228,181,350	1,881,674,640	2,331,450,878	1,968,884,620	2,434,720,406	2,056,094,601
	<b>MHAIA TOTAL</b>	<b>2,614,728,548</b>	<b>2,208,109,497</b>	<b>2,759,942,454</b>	<b>2,330,741,043</b>	<b>2,905,156,361</b>	<b>2,453,372,590</b>
<b>TOTAL DIFFERENCE (MHAIA-Apeam)</b>		<b>240,219,914</b>	<b>202,863,075</b>	<b>229,128,281</b>	<b>193,496,313</b>	<b>218,036,648</b>	<b>184,129,551</b>

- APEAM indicates that the MID LEVEL data will be more representative of the current crop status, based on the amount of fruit observed in the trees and the current status of harvest of Loca for this season.
- The MHAIA report at the Lower Level is closer to the APEAM current estimations for the season.
- The shipment percentage used was 84.448% (Source: APEAM).

# Harvest – Shipment Projections

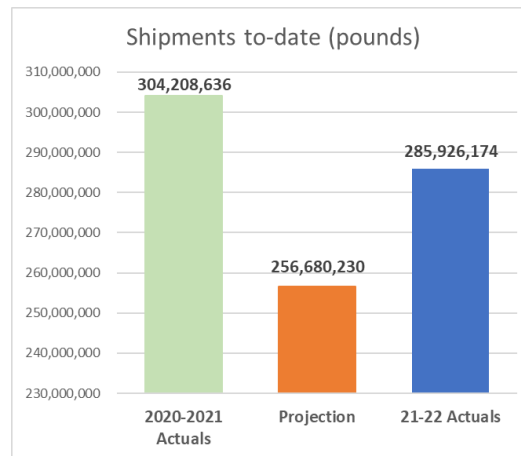
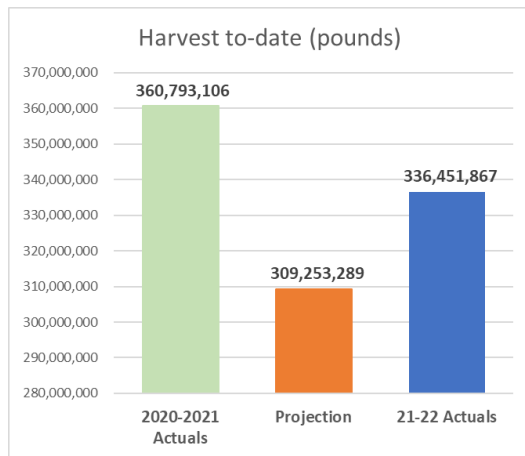


# Actuals to-date – Harvest & Shipments



Balance to be Shipped (Tons)

839,744



Balance to be Shipped (pounds)

1,851,318,557